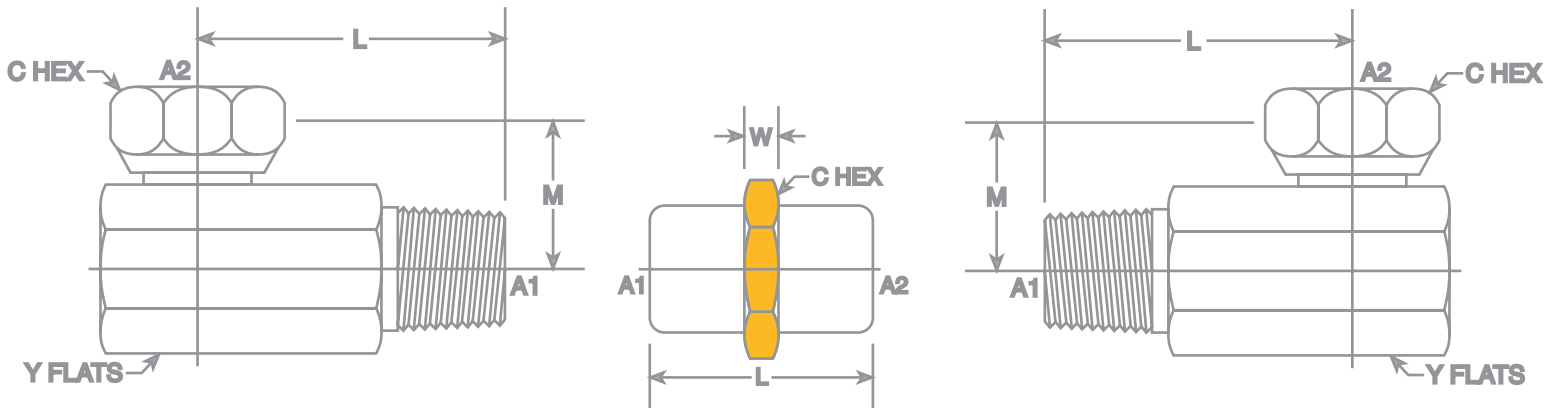



HYDRAULIC ADAPTERS

Quick Reference Guide




Thread Information

Dash Number	2	3	4	5	6	8	10	12	14	16	20	24	32
Tube O.D.	1/8	3/16	1/4	5/16	3/8	1/2	5/8	3/4	7/8	1	1-1/4	1-1/2	2
JIC 37° Flare Thread	5/16-24	3/8-24	7/16-20	1/2-20	9/16-18	3/4-16	7/8-14	1-1/16-12	1-3/16-12	1-5/16-12	1-5/8-12	1-7/8-12	2-1/2-12
SAE O-Ring Thread	5/16-24	3/8-24	7/16-20	1/2-20	9/16-18	3/4-16	7/8-14	1-1/16-12	1-3/16-12	1-5/16-12	1-5/8-12	1-7/8-12	2-1/2-12
NPTF Pipe Thread	1/8-27		1/4-18		3/8-18	1/2-14		3/4-14		1-11-1/2	1-1/4-11-1/2	1-1/2-11-1/2	2-11-1/2
NPSM Swivel Thread	1/8-27		1/4-18		3/8-18	1/2-14		3/4-14		1-11-1/2	1-1/4-11-1/2	1-1/2-11-1/2	2-11-1/2
Flat Face Thread			9/16-18		11/16-16	13/16-16	1-14	1-3/16-12		1-7/16-12	1-11/16-12	2-12	1-7/16-12
SAE 45° Flare Thread	5/16-24	3/8-24	7/16-20	1/2-20	5/8-18	3/4-16	7/8-14	1-1/16-14					
Inverted Flare Thread	5/16-28	3/8-24	7/16-24	1/2-20	5/8-18	3/4-18	7/8-18	1-1/16-16					

Tube Fittings



0302 SHORT NUT



0304 STANDARD NUT




0304-C CAP NUT



0306 BULKHEAD LOCK NUT



0306-N ADJUSTABLE LOCK NUT



0318 TUBE NUT



0319 TUBE SLEEVE



2403 (1) (2) MALE TUBE UNION



2403-LH (1) (2) MALE TUBE UNION LARGE HEX



2404 (1) MALE TUBE (2) MALE PIPE



2404-L (1) MALE TUBE (2) MALE PIPE LONG



2404-LL (1) MALE TUBE (2) MALE PIPE EX LONG




2405 (1) MALE TUBE (2) FEMALE PIPE



2406 REDUCER (1) 37° FEMALE (2) MALE TUBE



2408 MALE TUBE PLUG



2500 90° (1) MALE TUBE (2) MALE TUBE



2501 90° (1) MALE TUBE (2) MALE PIPE




2501-L 90° (1) MALE TUBE (2) MALE PIPE LONG



2501-LL 90° (1) MALE TUBE (2) MALE PIPE EX LONG



2501-LLL 90° (1) MALE TUBE (2) MALE PIPE EX EX LONG



2502 90° (1) MALE TUBE (2) FEMALE PIPE



2503 45° (1) MALE TUBE (2) FEMALE PIPE



2504 45° (1) MALE TUBE (2) MALE TUBE



2505 45° (1) MALE TUBE (2) FEMALE PIPE



2601 TEE (1) MALE TUBE (2) MALE TUBE (3) MALE PIPE




2602 TEE (1) MALE TUBE (2) MALE TUBE (3) FEMALE PIPE



2603 TEE (1) MALE TUBE (2) MALE TUBE (3) MALE TUBE




2605 TEE (1) MALE TUBE (2) MALE TUBE (3) MALE TUBE




2606 TEE (1) MALE TUBE (2) FEMALE PIPE (3) MALE TUBE




2607 TEE (1) MALE TUBE (2) MALE TUBE (3) MALE TUBE



2608 TEE (1) MALE TUBE (2) FEMALE PIPE (3) MALE TUBE




2609 TEE (1) MALE TUBE (2) FEMALE PIPE (3) FEMALE PIPE



2610 TEE (1) MALE TUBE (2) MALE TUBE (3) MALE TUBE



2611 TEE (1) MALE TUBE (2) MALE TUBE (3) FEMALE PIPE




2612 TEE (1) MALE TUBE (2) FEMALE PIPE (3) MALE TUBE



2613 TEE (1) MALE TUBE (2) FEMALE PIPE (3) MALE TUBE



2650 CROSS (1) MALE TUBE (2) MALE TUBE (3) MALE TUBE (4) MALE TUBE



2651 CROSS (1) MALE TUBE (2) MALE TUBE (3) MALE TUBE (4) MALE TUBE



2652 CROSS (1) MALE TUBE (2) MALE TUBE (3) MALE TUBE (4) FEMALE PIPE




2653 CROSS (1) MALE TUBE (2) MALE TUBE (3) MALE TUBE (4) MALE TUBE



2654 CROSS (1) MALE TUBE (2) MALE TUBE (3) MALE TUBE (4) MALE TUBE




2700-LN (1) MALE TUBE (2) BULKHEAD




2701-LN 90°
(1) MALE TUBE
(2) BULKHEAD




2702-LN 45°
(1) MALE TUBE
(2) BULKHEAD



2703-LN TEE
(1) (2) MALE TUBE
(3) BULKHEAD



2704-LN TEE
(1) (3) MALE TUBE
(2) BULKHEAD



2705-LN
(1) FEMALE PIPE
(2) BULKHEAD




2706-LN
(1) MALE PIPE
(2) BULKHEAD



6500 90°
(1) MALE TUBE
(2) 37° FEMALE SWIVEL



6500-L 90°
(1) MALE TUBE
(2) 37° FEMALE SWIVEL LONG



6501 90°
(1) MALE PIPE
(2) 37° FEMALE SWIVEL



6502 45°
(1) MALE TUBE
(2) 37° FEMALE SWIVEL



6503 90°
(1) FEMALE PIPE
(2) 37° FEMALE SWIVEL



6504
(1) MALE TUBE
(2) 37° FEMALE SWIVEL




6505
(1) MALE PIPE
(2) 37° FEMALE SWIVEL




6506
(1) FEMALE PIPE
(2) 37° FEMALE SWIVEL



6600 TEE
(1) (2) MALE TUBE
(3) 37° FEMALE SWIVEL




6602 TEE
(1) (3) MALE TUBE
(2) 37° FEMALE SWIVEL



6603 TEE
(1) (2) 37° FEMALE SWIVEL
(3) MALE TUBE



6604 TEE
(1) (2) 37° FEMALE SWIVEL
(3) MALE PIPE



6605 TEE
(1) (2) 37° FEMALE SWIVEL
(3) FEMALE PIPE



6606 TEE
(1) (2) (3) 37° FEMALE SWIVEL



6701 90°
(1) MALE TUBE
(2) 37° FEMALE SWIVEL

Adjustable and O-Ring Fittings



6400-O
(1) MALE TUBE
(2) MALE O-RING



6400-L-O
(1) MALE TUBE
(2) MALE O-RING LONG



6400-LL-O
(1) MALE TUBE
(2) MALE O-RING EX LONG



6401-O
(1) MALE O-RING
(2) MALE PIPE



6402-O
(1) MALE O-RING
(2) 37° FEMALE SWIVEL



6404
(1) FEMALE O-RING
(2) MALE PIPE



6405-O
(1) MALE O-RING
(2) FEMALE PIPE



6408-O
MALE O-RING PLUG



6410-O
(1) MALE O-RING
(2) FEMALE O-RING



6801-NWO 90°
(1) MALE TUBE
(2) ADJ. O-RING



6801-L-NWO 90°
(1) MALE TUBE
(2) ADJ. O-RING LONG



6801-LL-NWO 90°
(1) MALE TUBE
(2) ADJ. O-RING EX LONG



6801-LLL-NWO 90°
(1) MALE TUBE
(2) ADJ. O-RING EX EX LONG



6802-NWO 45°
(1) MALE TUBE
(2) ADJ. O-RING



6803-NWO TEE
(1) (2) MALE TUBE
(3) ADJ. O-RING



6804-NWO TEE
(1) (3) MALE TUBE
(2) ADJ. O-RING



6805-NWO 90°
(1) ADJ. O-RING
(2) FEMALE PIPE



6806-NWO 90°
(1) ADJ. O-RING
(2) MALE PIPE



6807-NWO 90°
(1) (2) ADJ. O-RING



6808-NWO 45°
(1) (2) ADJ. O-RING



6809-NWO 90°
(1) ADJ. O-RING
(2) 37° FEMALE SWIVEL



6810-NWO 45°
(1) ADJ. O-RING
(2) 37° FEMALE SWIVEL



6900-O
(1) MALE O-RING
(2) FEMALE PIPE SWIVEL



6901-O 90°
(1) ADJ. O-RING
(2) FEMALE PIPE SWIVEL



6902-O 45°
(1) ADJ. O-RING
(2) FEMALE PIPE SWIVEL



1700
(1) MALE TUBE
(2) CODE 61 FLANGE



1703 45°
(1) MALE TUBE
(2) CODE 61 FLANGE



1704 90°
(1) MALE TUBE
(2) CODE 61 FLANGE















Pipe Fittings



						
1404 (1) MALE PIPE (2) FEMALE PIPE SWIVEL	1405 (1) FEMALE PIPE (2) FEMALE PIPE SWIVEL	1501 90° (1) MALE PIPE (2) FEMALE PIPE SWIVEL	1502 90° (1) FEMALE PIPE (2) FEMALE PIPE SWIVEL	1503 45° (1) MALE PIPE (2) FEMALE PIPE SWIVEL	1504 45° (1) FEMALE PIPE (2) FEMALE PIPE SWIVEL	1601 TEE (1) MALE PIPE (2) (3) FEMALE PIPE SWIVEL
						
1602 TEE (1) FEMALE PIPE (2) (3) FEMALE PIPE SWIVEL	1603 TEE (1) (2) (3) FEMALE PIPE SWIVEL	5000 (1) (2) FEMALE PIPE	5404 (1) (2) MALE PIPE	5404-N NIPPLE (1) (2) MALE PIPE	5405 REDUCER (1) MALE PIPE (2) FEMALE PIPE	5406 BUSHING (1) MALE PIPE (2) FEMALE PIPE
						
5406-C CAP FEMALE PIPE	5406-P PLUG MALE PIPE	5500 90° (1) (2) MALE PIPE	5501 45° (1) (2) MALE PIPE	5502 90° (1) MALE PIPE (2) FEMALE PIPE	5503 45° (1) MALE PIPE (2) FEMALE PIPE	5504 90° (1) (2) FEMALE PIPE
						
5505 45° (1) (2) FEMALE PIPE	5600 TEE (1) (2) (3) MALE PIPE	5601 TEE (1) (2) MALE PIPE (3) FEMALE PIPE	5602 TEE (1) MALE PIPE (2) (3) FEMALE PIPE	5603 TEE (1) (3) MALE PIPE (2) FEMALE PIPE	5604 TEE (1) (2) FEMALE PIPE (3) MALE PIPE	5605 TEE (1) (2) (3) FEMALE PIPE
						
5650 CROSS (1) (2) (3) (4) MALE PIPE	5652 CROSS (1) (2) (3) (4) FEMALE PIPE	5653 CROSS (1) (2) MALE PIPE (3) (4) FEMALE PIPE	5655 CROSS (1) MALE PIPE (2) (3) (4) FEMALE PIPE	5700 90° (1) MALE PIPE (2) MALE PIPE SWIVEL	5701 90° (1) MALE TUBE (2) MALE PIPE SWIVEL	5702 90° (1) FEMALE TUBE (2) MALE PIPE SWIVEL

O-Ring Face Seal Fittings



						
FS2403 (1) (2) MALE FACE SEAL	FS2404 (1) MALE FACE SEAL (2) MALE PIPE	FS2408 PLUG MALE FACE SEAL	FS2500 90° (1) (2) MALE FACE SEAL	FS2501 90° (1) MALE FACE SEAL (2) MALE PIPE	FS2503 45° (1) MALE FACE SEAL (2) MALE PIPE	FS2601 TEE (1) (2) MALE FACE SEAL (3) MALE PIPE
						
FS2603 TEE (1) (2) (3) MALE FACE SEAL	FS6400-O (1) MALE FACE SEAL (2) MALE O-RING	FS6402-O (1) MALE FACE SEAL (2) 37° FEMALE SWIVEL	FS6403-O (1) MALE FACE SEAL (2) MALE TUBE	FS6504 (1) FEMALE FACE SEAL (2) MALE TUBE	FS6540-O (1) FEMALE FACE SEAL (2) MALE O-RING	FS6801-NWO (1) MALE FACE SEAL (2) ADJ. O-RING

Standard Staple Adapters



1476
female
connector



1522
female 90



1523
female tee



1521
female 45



2003
staple



2018
O ring



2019
Backup ring



1456
Double nipple



1458
Plug



1552
Male to Female
straight



1525
Male to Female
90



1506
Male pipe to
swivel



1588
Male pipe to
swivel 90



1465
male pipe to
male staple



1507
male str. thd.
to fem. swivel



1590
male str. thd.
to fem. swivel 90



1529
male str. thd.
to female swivel 45



1465
male str. thd.
to male staple

Super Staple Adapters



1476SS
female conn.



1522SS
female 90



1523SS
female tee



2003SS
staple



1456SS
double nipple



1458SS
plug



1552SS
male SS to fem.
SS str.



1525SS
male SS to fem.
SS 90



1465SS
male pipe to
male SS